

# 6th GRADE

## MATH

### McDonnell Math Class (Read all information here before you begin.)

- ★ **Goals for this Week: Fractions Test**
- ★ For the last three weeks our focus has been Equivalent Fractions and Adding/Subtracting Fractions. This week, we will take a test to wrap up our learning. You may use all assignments from the last three weeks for help as you take the test.
- ★ You MUST catch up with math work from Weeks 9, 10, and 11 BEFORE doing your test.
- ★ Materials: Google Classroom ([Classroom.google.com](https://classroom.google.com)), IXL (<https://www.ixl.com/>), Pearson (<https://www.pearsonrealize.com/index.html#/> - Access Pearson w/student username and password)
- ★ Find the Section in our Math Google Classroom called "[Week 12 - June 1-5.](#)"
- ★ Go to the [DIRECTIONS - Fractions Test](#)
- ★ Read all directions CLOSELY.
- ★ Please do all assignment parts **IN ORDER** as they appear in the Google Classroom slides.
- ★ **TURN IN** your assignment in Google Classroom when you are through.
- ★ **Due Date** - This week's work is due by Midnight on Friday, June 5.
- ★ Each missing assignment will receive an automatic score of 70%, which is a C- grade.
- ★ **Zoom** - Monday at 9:00 Required - Wed from 9-10 Optional Office Hours
- ★ See Google Classroom for Login information
- ★ Ms. McDonnell is also available to Zoom with students individually upon request.

### Mr. Hedahl 6<sup>th</sup> Grade Algebra

- ★ Virtual Class meeting days: Monday, Tuesday, Thursday, Friday
  - 9:30 - 10:00: Algebra, Be ready to take notes
  - 1:00-2:30: Open math study hall (come and go as you please) - only should attend if you have missing assignments, parents check skyward for any "0's"
  - Wednesday 9:00 - 12:00 Tutoring
- ★ Login code and password for Mr. Hedahl (maybe updated each day)
  - <https://docs.google.com/document/d/1GCoCOB82Xs3J7BUJvUyCglsSZRHfiEPnjo6-Y4gHHbg/edit?usp=sharing>
  - Directions to log in to zoom.us: (do not use the link and password in the example)
    - [https://drive.google.com/file/d/1zuRI\\_Zeu3S7sY5x4oXaEXOaBdu5QewgY/view?usp=sharing](https://drive.google.com/file/d/1zuRI_Zeu3S7sY5x4oXaEXOaBdu5QewgY/view?usp=sharing)
    - If your camera is not working, OK, others will not see your face.
    - If the weekly login code or password does not work, Mr. Hedahl will provide the updated log in code information in the students' school email.

### Mrs. Hedahl 6<sup>th</sup> Grade Math

- ★ Assignment: Pearson 8.4 (link: <http://www.pearsonrealize.com>)
  - Read pages 425 to 437 in the workbook

- Review the Key Concept on page 438
- The Pearson assignment will be posted after class and will be due on Tuesday, June 9th
- ★ Zoom lesson this week on Wednesday at 10 am
  - Paste this link into a new window:
    - Password (**now required**) Mrs H
- ★ Are you having trouble with your Pearson assignment?
  - Individual tutoring available on Friday via Zoom
  - We will work on specific Pearson problems via screen-share
  - Email me with a time you would like to meet
    - Wait for my confirmation
  - Paste this link into a new window (same link as Wednesday):
    - Password (**now required**) Mrs H
- ★ Continue working in IXL (link: <http://www.ixl.com>)
  - At least one IXL lesson is required every week (80 points)
- ★ The scores will be posted in Skyward by the following Monday <https://thefranklin.academy/skyward/>

## CODING

- ★ Virtual Class meeting days:
  - Coding A: Monday, Thursday, 8:30 – 9:00
  - Coding B: Tuesday, Friday, 8:30 – 9:00

## LANGUAGE ARTS

### Choose your own learning:

This is our last week of learning choices, and our focus is going to be reflection. It's important to take time to look back and process all of the learning, ups, downs, and new experiences you've had this school year. As usual, you have two options to choose from. Pick the assignment that looks the most interesting to you. If you want to do more with language arts this week, you can choose both options as well. Your chosen option(s) are **due Friday, 6/05**

- ★ Option 1: Soundtrack of the Year
  - Reflect on your year by creating a soundtrack that represents the moods, feelings and themes you've experienced. Template and instructions on Google Classroom
- ★ Option 2: Memory Movie
  - Reflect on your three favorite memories of the school year and express them through pictures and writing.

### Join our Zoom Office Hours!

MON & THURS @ 10:00 - 11:00 am I look forward to seeing you :)

## SOCIAL STUDIES

Everything is available under the [Week 12 - At Home](#) topic on Google Classroom.

- ★ Historical Figure Open Mind Activity

- Put yourself in the shoes of an historical figure we have learned about this year, and answer questions from their point of view. Template and instructions are available on Google Classroom. (Due 6/05)

★ **Optional Extension Activity (For Extra Credit!)**

- If you're still just so curious about China, and you would like some extra credit, you can complete the optional current events activity for a chance to earn enough extra points to replace or offset one missing assignment.

**Join our Zoom Office Hours!**

MON & THURS @ 10:00 - 11:00 am I look forward to seeing you :)

Everything is available under the Week 12 - At Home topic on Google Classroom.


## SCIENCE

Topic: "Shake it Up Challenge!"

Resources used: YouTube, GC, building materials at home

Office hours 2-4pm Tuesday, Wednesday, Friday (meeting info in GC under "Zoom Meetings" topic)

Assignment:

- ★ **REVIEW:** Journal entry - "What qualities should a building have to survive an earthquake?" (consider ALL of the effects of earthquakes, not just ground shaking)
- ★ **NEW SKILLS/CONTENT:** (Topic 🧠📊📈 Shake it Up CHALLENGE!)
  - Introduction to Shake it up Challenge (*required -due June 2nd*)
  - Challenge part 2 - building a shake table (*required -due June 5th*)
  - Challenge part 3 (*optional*)
    - CK-12 6.9 reading is very helpful for this part of the challenge
- ★ **EXIT TICKET:** Week 12 Exit ticket question  (🗣️ Exit Tickets)

## SPANISH

Dear Grade 6 Students...WELCOME TO WEEK 12! This is our last week of assignments.

★ **ZOOM Meeting:**

Tuesday, June 2<sup>nd</sup>

★ **We will read the assigned story together (see below).**

**NOTE:**

1. **Time to CHECK SKYWARD! Notice that any missing assignments that you had, now have a grade of 70% of the value of the assignment as per TFA grading policy.**
2. **If you have NOT handed in the answers to your Chapter 2A TEST, please do so by no later than June 5th!!!**

★ **WEEK 12 WORK: DUE ANYTIME or BY FRIDAY, JUNE 5th.**

1. **CHAPTER 2A TEST** – this test was due last Friday, May 29th. If you have not sent me the answers to the test yet, please know that I will assign a grade of 70% of the value to your test or a C- in Skyward.
2. **LECTURA (Reading):**
  - Please read the attached story “Pepe el desordenado”.
  - Write a “short” summary of what happens in this story. **DO NOT TRANSLATE THE STORY!** Summarize what happens.
  - Send me the story summary by no later than Friday, June 5<sup>th</sup>.

See you at our ZOOM meeting this Tuesday.  
Take care,

**Señora Lugo**

## ART

Please refer to both the weekly art lesson, and the Art Journal Prompts for fun art projects to do from home. Also, watch the short art videos once a week at 12:00pm PST every Friday, starting this week, with short 5-15 minute art exercises in both drawing and painting for students, via YouTube and/or Instagram Live, to follow, communicate, if there’s any questions, and have fun! You can also watch my first of hopefully many, YouTube videos (or Instagram live videos) on my channel. Please be kind, as this is a work-in-progress for videos. Thank you!

- ★ Instagram: <https://www.instagram.com/rachelswhimsicalarts/>
- ★ YouTube: <https://www.youtube.com/channel/UC9031DBH-INmdaqdHAMnrSw>

### ★ Week 12: Creative Drawing Figures with Found Objects

- Two Parts to this week’s art project assignment! It’s our last art project for the school year at Franklin Academy. Even though we all need our summer break, I will miss seeing all of you and your wonderful art. Many thanks for being an artist in my art classroom!
1. Let’s be creative in this art project! You will take a look at the art examples in the google document, watch the YouTube video, and think about how you would design a dress, costume, or outfit for a dancer. You will draw the top half, or known as the torso of a human figure in a pose, using pencil, then outline the contour lines with a fine point sharpie (or you could decide not to use the sharpie, & instead use colored pencils). Have fun, and imagine yourself as a clothing designer or fashion illustrator like artist Edgar Artis with this project (link for artist work is below). The dress, costume, or outfit from their chest down, will be created by putting items on top of the paper, & using multiple small objects that you’ve found in your home. This can be anything from flower petals, to beads, feathers, paperclips, tiny pebbles/stones, buttons, sequins, pencil shavings, slices of fruit, or anything else that’s in multiples, & that you can come up with in your own idea. Then, you will take 3 photos of your completed drawing to have a variety of them, (send to Miss Rachel), and to have at least a couple good shots of your creation!
  2. You will also draw something in your art journal using one of the Art Journal Prompts. Email them to Miss Rachel, to share your art! Project is due June 8th.
    - Supplies: Pencil, erasure, fine-point sharpie marker, your choice of found objects, and art journal mixed-media paper.

- YouTube Video: <https://www.youtube.com/watch?v=JE9XeGExfpY>
- Fashion Illustrator & Artist Edgar Artis:  
[https://www.boredpanda.com/dress-designs-everyday-objects-edgar-artis/?media\\_id=606876&utm\\_source=pinterest&utm\\_medium=social&utm\\_campaign=organic](https://www.boredpanda.com/dress-designs-everyday-objects-edgar-artis/?media_id=606876&utm_source=pinterest&utm_medium=social&utm_campaign=organic)

★ Note: All are welcome to join me each Thursday (even if only for just 5 minutes), Open Office Art Zoom at 10:30am-12:00pm. You must watch the YouTube videos given, for every art project with my art lessons, and you need to continue to take photos of your art projects each week, to email them to Miss Rachel.

## PE

### ★ Cardio:

- Ride bike for 30 min OR
- walk for 45 min OR
- jog 1 mile

### ★ Flexibility:

- 10 push-ups,
- 15 air squats,
- 10 scissor kicks (with legs in air, alternate lifting left then right in kicking motion) - each lift for 15 seconds

### ★ Strength:

- 10 burpees daily
- Calf raises - 25x, 3 sets
- Butterfly extension - with hands at side, lift arms outward to shoulder height (hands should go away from body, not lifting in front to torso) - use a can of soup in each hand 10x each arm, 3 sets

## ECONOMICS

### ★ Goals for this week: **FISH Economics - Parts 8,9,10 (Our last three sessions!)**

- ★ Over the course of this week, students will learn some new Economics vocabulary and engage in videos about Loans, Bankruptcy, and Inflation. We'll explore the last three episodes of FISH Economics to see how the island economy has grown!
- ★ Be sure to do Weeks 9, 10, and 11 before beginning this week's work. For the best learning, the assignments are designed to happen in order.
- ★ Materials: Google Classroom ([classroom.google.com](https://classroom.google.com)); FISH Economics - <http://fisheconomics.org/>
- ★ Find the Section in Google Classroom called "Week 12 - June 1-5."
- ★ Go to **DIRECTIONS - FISH Econ #8-10**
- ★ Please read directions closely and complete in the order shown.
- ★ **TURN IN** your assignment in Google Classroom when you are through.
- ★ **Due Date** - This week's work is due by Midnight on Friday, June 5
- ★ Please also catch up on all prior missing assignments.
- ★ Each missing assignment will receive an automatic score of 70%, which is a C- grade.
- ★ If you aren't sure what work you need to complete, please email Ms. McDonnell or look in Skyward.
- ★ **ZOOM** - Wed at 1:00 Required
- ★ Ms. McDonnell is also available to Zoom with students individually upon request.

# 7th GRADE

## MATH

### 7<sup>th</sup> Grade Algebra (Mr. Hedahl)

- ★ Virtual Class meeting days: Monday, Tuesday, Thursday, Friday 10:30 - 11:00
  - Algebra, Be ready to take notes
  - 1:00-2:30: Open math study hall (come and go as you please) - only should attend if you have missing assignments, parents check skyward for any "0's"
  - Wednesday 9:00 - 12:00 Tutoring
  -
- ★ Login code and password for Mr. Hedahl (maybe updated each day)
  - <https://docs.google.com/document/d/1GCoCOB82Xs3J7BUJvUyCglsSZRHfiEPnjo6-Y4gHHbg/e/dit?usp=sharing>
  -
- ★ Directions to log in to zoom.us: (do not use the link and password in the example)
  - [https://drive.google.com/file/d/1zuRI\\_Zeu3S7sY5x4oXaEXOaBdu5QewgY/view?usp=sharing](https://drive.google.com/file/d/1zuRI_Zeu3S7sY5x4oXaEXOaBdu5QewgY/view?usp=sharing)
  - If your camera is not working, OK, others will not see your face.
  -
- ★ If the weekly login code or password does not work, Mr. Hedahl will provide the updated log in code information in the students' school email.

### 7<sup>th</sup> Grade Math (Mrs. Hedahl)

- ★ Assignment: Pearson 7.4 (link: <http://www.pearsonrealize.com>)
  - Read pages 401 to 403 in the workbook
  - Review the Key Concept on page 404
  - The Pearson assignment will be posted after class and will be due on Tuesday, June 9th
- ★ Zoom lesson this week on Wednesday at 1 pm
  - Paste this link into a new window: <https://zoom.us/j/7905004992>
    - Password (**now required**) Mrs H
- ★ Are you are having trouble with your Pearson assignment?
  - Individual tutoring available on Friday via Zoom
  - We will work on specific Pearson problems via screen-share
  - Email me with a time you would like to meet
  - Wait for my confirmation
    - Paste this link into a new window (same link as Wednesday):  
<https://zoom.us/j/7905004992> Password (**now required**) Mrs H
- ★ Continue working in IXL (link: <http://www.ixl.com>)
  - At least one IXL lesson is required every week (80 points)
  - The scores will be posted in Skyward by the following Monday
  - <https://thefranklin.academy/skyward/>

## SCIENCE

- ★ Read Chapter 27 (textbook at home)

- Review the chapter PowerPoint (in your Science notebook)
- Complete the Chapter Review (in your Science notebook)
  - Your entire grade based on the Chapter Review
- Study the Vocabulary for Chapter 27 (Science notebook)
- Watch this video on vaccines:
- ★ <https://www.youtube.com/watch?v=rb7TVW77ZCs>
  - Another one on the Immune System from the Amoeba Sisters
- ★ <https://www.youtube.com/watch?v=fSEFXI2XQpc>
- ★ Zoom lesson this week on **Friday at 9:30 am** with a Kahoot Quiz
  - Paste this link into a new window: <https://zoom.us/j/7905004992>
  - Password (**now required**)
  - Note: new time to avoid conflict with Mr. Hedahl

## CODING

- ★ Virtual Class meeting days: Monday, Thursday 11:30 -12:00 : If you are ready to share anything, have code.org generate a link. (I will show you how to do it if you don't understand how)
- ★ Login code and password for Mr. Hedahl (maybe updated each day)
  - <https://docs.google.com/document/d/1GCoCOB82Xs3J7BUJvUyCglsSZRHfiEPnjo6-Y4gHHbg/e/dit?usp=sharing>
- ★ Directions to log in to zoom.us: (do not use the link and password in the example)
  - [https://drive.google.com/file/d/1zuRI\\_Zeu3S7sY5x4oXaEXOaBdu5QewgY/view?usp=sharing](https://drive.google.com/file/d/1zuRI_Zeu3S7sY5x4oXaEXOaBdu5QewgY/view?usp=sharing)
    - If your camera is not working, OK, others will not see your face.
- ★ If the weekly login code or password does not work, Mr. Hedahl will provide the updated log in code information in the students' school email.

## LANGUAGE ARTS

### Choose your own learning:

This is our last week of learning choices, and our focus is going to be reflection. It's important to take time to look back and process all of the learning, ups, downs, and new experiences you've had this school year. As usual, you have two options to choose from. Pick the assignment that looks the most interesting to you. If you want to do more with language arts this week, you can choose both options as well. Your chosen option(s) are due **Friday, 6/05**

- ★ Option 1: Playlist of My Year
  - *Create a playlist of up to 8 songs and reflect on how they tie in with events, people, or moments from your school year. Then, write one paragraph exploring the theme of your playlist.*
- ★ Option 2: My Year in Books
  - *Reflect both on the books you've read this year, and your own experiences by filling out this graphic.*
- ★ **Join our Zoom Office Hours!**
  - **If you have not completed your essay, or have other missing assignments please attend our office hours this week so I can help you get caught up.**
    - ➡ Wednesday, 10:00 - 11:00am

This meeting is both for Language Arts and Social Studies

Everything is organized under the [Week 12 - At Home](#) topic on Google Classroom.

## SOCIAL STUDIES

### ★ **Unit 9, Acceleration**

- Big History Project (on Khan Academy)
- ★ Activity: This Threshold Today
  - *In our last World History activity, you're going to choose one news article that highlights how we are living in the midst of Threshold 8, the modern revolution. Then you'll share your analysis on Google Classroom. (Due Friday, 6/05)*

**Join our Zoom Office Hours!** Wednesday, 10:00 - 11:00am

- ★ This meeting is both for Language Arts and Social Studies

Everything is available under the [Week 12 - At Home topic](#) on Google Classroom.

## SPANISH

**Dear Grade 7 Students, WELCOME TO WEEK 12!**  
**This is our last week of assignments.**

### **ZOOM Meeting:**

Join Grade 7 Zoom Meeting on Tuesday, June 2nd

<https://us02web.zoom.us/j/92618823855?pwd=Q0d2bjFtNWd0MTNudHhTa2g0Mk5XZz09>

**Remember to have a DRAFT of your personal "BANDERA". You will each discuss with me WHAT items you have chosen to represent you and why. This discussion will be in English, but the names of the items should be in Spanish!**

### **NOTE:**

- 1) **Time to CHECK SKYWARD! Notice that any missing assignments that you had, now have a grade of 70% of the value of the assignment as per TFA grading policy.**
- 2) **If you have NOT handed in the answers to your Chapter 5B TEST, please do so by no later than June 5th!!!**

### **WEEK 12 WORK: DUE ANYTIME or BY FRIDAY, JUNE 5<sup>TH</sup> (see pdf attachment)**

- 1) **CHAPTER 5B TEST** – this test was due last Friday, May 29th. If you have not sent me the answers to the test yet, please know that I will assign a grade of 70% of the value to your test or a C- in Skyward.
- 2) **Personal BANDERA Project** – SEE TIMELINE for this project. Have your DRAFT design by our ZOOM meeting on Tuesday, June 2<sup>nd</sup>. You will discuss with me your DRAFT idea (see ZOOM meeting above). Your Bandera FINAL is due Friday, June 5<sup>th</sup>. I have included the project directions as an attachment in case you need.

**See you at our ZOOM meeting this Tuesday.**  
**Take care,**

**Señora Lugo**



# ART

Please refer to both the weekly art lesson, and the [Art Journal Prompts](#) for fun art projects to do from home. Also, watch the short art videos once a week at 12:00pm PST every Friday, starting this week, with short 5-15 minute art exercises in both drawing and painting for students, via YouTube and/or Instagram Live, to follow, communicate, if there's any questions, and have fun! You can also watch my first of hopefully many, YouTube videos (or Instagram live videos) on my channel. Please be kind, as this is a work-in-progress for videos. Thank you!

★ **Instagram:** <https://www.instagram.com/rachelswhimsicalarts/>

★ **YouTube:** <https://www.youtube.com/channel/UC9031DBH-INmdaqdHAMnrSw>

★ Week 12: Creative Drawing Figures with Found Objects

- Two Parts to this week's art project assignment! It's our last art project for the school year at Franklin Academy. Even though we all need our summer break, I will miss seeing all of you and your wonderful art. Many thanks for being an artist in my art classroom!

1) Let's be creative in this art project! You will take a look at the art examples [HERE](#) in the google document, watch the YouTube video, and think about how you would design a dress, costume, or outfit for a dancer. You will draw the top half, or known as the torso of a human figure in a pose, using pencil, then outline the contour lines with a fine point sharpie (or you could decide not to use the sharpie, & instead use colored pencils). Have fun, and imagine yourself as a clothing designer or fashion illustrator like artist Edgar Artis with this project (link for artist work is below). The dress, costume, or outfit from their chest down, will be created by putting items on top of the paper, & using multiple small objects that you've found in your home. This can be anything from flower petals, to beads, feathers, paperclips, tiny pebbles/stones, buttons, sequins, pencil shavings, slices of fruit, or anything else that's in multiples, & that you can come up with in your own idea. Then, you will take 3 photos of your completed drawing to have a variety of them, (send to Miss Rachel), and to have at least a couple good shots of your creation!

2) You will also draw something in your art journal using one of the Art Journal Prompts. Email them to Miss Rachel, to share your art! Project is due June 8th.

- Supplies: Pencil, erasure, fine-point sharpie marker, your choice of found objects, and art journal mixed-media paper.

- YouTube Video: <https://www.youtube.com/watch?v=JE9XeGExpY>

- Fashion Illustrator & Artist Edgar Artis:

[https://www.boredpanda.com/dress-designs-everyday-objects-edgar-artis/?media\\_id=606876&utm\\_source=pinterest&utm\\_medium=social&utm\\_campaign=organic](https://www.boredpanda.com/dress-designs-everyday-objects-edgar-artis/?media_id=606876&utm_source=pinterest&utm_medium=social&utm_campaign=organic)

★ Note: All are welcome to join me each Thursday (even if only for just 5 minutes), Open Office Art Zoom at 10:30am-12:00pm. You must watch the YouTube videos given, for every art project with my art lessons, and you need to continue to take photos of your art projects each week, to email them to Miss Rachel.

# PE

★ **Cardio:**

- Ride bike for 30 min OR walk for 45 min OR jog 1 mile

★ **Flexibility:**

- 10 push-ups,
- 15 air squats,

- 10 scissor kicks (with legs in air, alternate lifting left then right in kicking motion) - each lift for 15 seconds

★ **Strength:**

- 10 burpees daily
- Calf raises - 25x, 3 sets
- Butterfly extension - with hands at side, lift arms outward to shoulder height (hands should go away from body, not lifting in front to torso) - use a can of soup in each hand 10x each arm, 3 sets

## DESIGN THINKING

- ★ Office hours 2-4pm Tuesday, Wednesday, Friday (meeting info in GC under “Zoom Meetings” topic)
- ★ Assignment: Make bricks! A video will be posted at the start of this week. Use whatever materials you have on hand.
  - *\*\*At this point in the year, please continue with the project if you can. However, if you have not started the project, or have not collected materials yet, please contact Ms. Miller via email or during office hours to discuss. Thanks!*

# 8th Grade

## MATH

### 8<sup>th</sup> Grade Algebra (Mr. Hedahl)

- Virtual Class meeting days: Monday, Tuesday, Thursday, Friday
  - 10:30 - 11:00: Algebra, Be ready to take notes
  - 1:00-2:30: Open math study hall (come and go as you please) - only should attend if you have missing assignments, parents check skyward for any “0’s”
  - Wednesday 9:00 - 12:00 Tutoring
- Login code and password for Mr. Hedahl (maybe updated each day)
  - <https://docs.google.com/document/d/1GCoCOB82Xs3J7BUJvUyCglsSZRHfiEPnjo6-Y4gHHbg/edit?usp=sharing>
- Directions to log in to zoom.us: (do not use the link and password in the example)
  - [https://drive.google.com/file/d/1zuRI\\_Zeu3S7sY5x4oXaEXOaBdu5QewgY/view?usp=sharing](https://drive.google.com/file/d/1zuRI_Zeu3S7sY5x4oXaEXOaBdu5QewgY/view?usp=sharing)
  - If your camera is not working, OK, others will not see your face.
- If the weekly login code or password does not work, Mr. Hedahl will provide the updated log in code information in the students’ school email

### 8<sup>th</sup> Grade Alg 2 (Mr. Hedahl)

- Virtual Class meeting days: Tuesday, Friday
  - 11:30 -12:00 : Alg 2 students need to attend.
- Login code and password for Mr. Hedahl (maybe updated each day)
  - <https://docs.google.com/document/d/1GCoCOB82Xs3J7BUJvUyCglsSZRHfiEPnjo6-Y4gHHbg/edit?usp=sharing>
- Directions to log in to zoom.us: (do not use the link and password in the example)
  - [https://drive.google.com/file/d/1zuRI\\_Zeu3S7sY5x4oXaEXOaBdu5QewgY/view?usp=sharing](https://drive.google.com/file/d/1zuRI_Zeu3S7sY5x4oXaEXOaBdu5QewgY/view?usp=sharing)
  - If your camera is not working, OK, others will not see your face.
- If the weekly login code or password does not work, Mr. Hedahl will provide the updated log in code information in the students' school email.

## 8<sup>th</sup> Grade Math (Mrs. Hedahl)

- Assignment: Pearson 7.4 (link: <http://www.pearsonrealize.com>)
  - Read pages 401 to 403 in the workbook
  - Review the Key Concept on page 404
  - The Pearson assignment will be posted after class and will be due on Tuesday, June 9th
- Zoom lesson this week on Wednesday at 1 pm
  - Paste this link into a new window:
    - <https://zoom.us/j/7905004992>
    - Password (**now required**) Mrs H
- Are you are having trouble with your Pearson assignment?
  - Individual tutoring available on Friday via Zoom
  - We will work on specific Pearson problems via screen-share
  - Email me with a time you would like to meet
    - Wait for my confirmation
  - Paste this link into a new window (same link as Wednesday):
    - <https://zoom.us/j/7905004992>
    - Password (**now required**) Mrs H
- Continue working in IXL (link: <http://www.ixl.com>)
  - At least one IXL lesson is required every week (80 points)
- The scores will be posted in Skyward by the following Monday
  - <https://thefranklin.academy/skyward/>

## CODING/ALG 2 PREP

- Virtual Class meeting days: Monday, Tuesday, Thursday, Friday
  - 1:00-2:30: Open math/coding study hall (come and go as you please) - only should attend if you have missing assignments, parents check skyward for any "0's"
  - Wednesday 9:00 - 12:00 Tutoring (come and go as you please)
- Login code and password for Mr. Hedahl (maybe updated each day)
  - <https://docs.google.com/document/d/1GCoCOB82Xs3J7BUJvUyCglsSZRHfiEPnjo6-Y4gHHbg/edit?usp=sharing>

- Directions to log in to zoom.us: (do not use the link and password in the example)
  - [https://drive.google.com/file/d/1zuRI\\_Zeu3S7sY5x4oXaEXOaBdu5QewgY/view?usp=sharing](https://drive.google.com/file/d/1zuRI_Zeu3S7sY5x4oXaEXOaBdu5QewgY/view?usp=sharing)
  - If your camera is not working, OK, others will not see your face.
- If the weekly login code or password does not work, Mr. Hedahl will provide the updated log in code information in the students' school email.

## LANGUAGE ARTS

### Choose your own learning:

*This is our last week of learning choices, and our focus is going to be reflection. It's important to take time to look back and process all of the learning, ups, downs, and new experiences you've had this school year. As usual, you have two options to choose from. Pick the assignment that looks the most interesting to you. If you want to do more with language arts this week, you can choose both options as well. Your chosen option(s) are **due Friday, 6/05***

- Option 1: Playlist of My Year
  - *Create a playlist of up to 8 songs and reflect on how they tie in with events, people, or moments from your school year. Then, write one paragraph exploring the theme of your playlist.*
- Option 2: Tweet Me
  - *Craft 140 character tweets that reflect key concepts you've learned in your different classes this year.*

### **Zoom Office Hours by Appointment!**

- We're continuing this week with office hours by appointment only. **That doesn't mean I'm not available to you though!** If you need to ask questions or check in regarding your work in Language Arts and Social Studies, **please send me an email or leave a private comment on Google Classroom**, and I'd be happy to meet with you over Zoom any day of the week.
  - *Use the same ID and Password to join:*
    - **Meeting ID:** 197 085 560
    - **Password:** 088468

Everything is available under the [Week 12- At Home topic](#) on Google Classroom.

## SOCIAL STUDIES

### **The Civil War**

Civil War Interactive Notebook (Part 2)

- *This week we finish up our much too short unit on the Civil War. Complete the activities in this second installment of our Civil War slide deck to examine important battles and outcomes of the Civil War, and to interpret and analyze primary sources. (Due Friday, 6/05)*

### **Zoom Office Hours by Appointment!**

- We're continuing this week with office hours by appointment only. **That doesn't mean I'm not available to you though!** If you need to ask questions or check in regarding your work in Language Arts and Social Studies, **please send me an email or leave a private comment on Google Classroom**, and I'd be happy to meet with you over Zoom any day of the week.
  - *Use the same ID and Password to join*

Everything is available under the [Week 12- At Home](#) topic on Google Classroom.




## SCIENCE

Topic: Newton's Third Law (in a hurry!)

Resources used: CK-12, GC, Journal

Office hours 2-4pm Tuesday, Wednesday, Friday (meeting info in GC under "Zoom Meetings" topic)

Assignment:

1. REVIEW: Watch the very short video attached to the weekly checklist and journal your thoughts.
2. NEW SKILLS/CONTENT: "11.6 Newton's Third Law"  **due June 5th**
  - ★ Watch the crash course video FIRST
  - ★ Then open the CK-12 reading "11.6 Newton's Third Law" - read if you need to, or skip to the practice questions.
  - ★ Quick quiz - Newton's 1st and 2nd Laws (CK-12)  (topic Quizzes) **due June 5th**  
3 attempts to master, open notes
3. EXIT TICKET: Week 12 Exit ticket  (Exit Tickets) **due June 5th**  
Watch the TedEd video posted and answer the question (plan 15 minutes for this)

## SPANISH

***"To stay caught up in Spanish and be on track for your high school world language experience please expect to be doing 3 hours of Spanish per week at home on your own, unless you are sick. As usual, I will be doing my best to incorporate different activities, including fun ones. You are such a strong group of students. Your cohort is the perfect combination of hard working students who also know how to laugh and have fun. Please take this seriously and keep being ACADEMIC" Yours and truly missing you -Sra. Smith***

- ★ **Finish:** "Before We Were Free" and come to the meeting Tuesday (only 1 meeting next week) ready to discuss the following questions:
  - What was your initial reaction to the book? Did it hook you immediately, or take some time to get into?
  - What was your favorite quote/passage/? Please be prepared to give the page number and to read it out loud.
  - Did the book change your opinion or perspective about anything?
- ★ **Complete:** [This link](#) will take you to your final Spanish practice for the year! The preterite of *-er* and *-ir* verbs and the preterite of *ir*.
- ★ **¡Ojo!** Any missing work since 3/7/20 was given 70% (3.5 or 2.8 in Skyward), these assignments can be made up for full credit **up until June 5th**.
- ★ **Zoom Meeting:** Tuesday 9:00-9:40 - Meeting ID 305-125-289 passwd: 091130
- ★ **Optional Work:**

- **Watch:** Go Viva Tu Manera Season 1 Episode 13 - make sure it is playing in Spanish with English subtitles, **then watch again in Spanish with Spanish subtitles.**

## ART

- ★ Please refer to both the weekly art lesson, and the [Art Journal Prompts](#) for fun art projects to do from home. Also, watch the short art videos once a week at 12:00pm PST every Friday, starting this week, with short 5-15 minute art exercises in both drawing and painting for students, via YouTube and/or Instagram Live, to follow, communicate, if there's any questions, and have fun! You can also watch my first of hopefully many, YouTube videos (or Instagram live videos) on my channel. Please be kind, as this is a work-in-progress for videos. Thank you!
  - **Instagram:** <https://www.instagram.com/rachelswhimsicalarts/>
  - **YouTube:** <https://www.youtube.com/channel/UC9031DBH-INmdaqdHAMnrSw>
- ★ Week 12: Creative Drawing Figures with Found Objects
- ★ Two Parts to this week's art project assignment! It's our last art project for the school year at Franklin Academy. Even though we all need our summer break, I will miss seeing all of you and your wonderful art. Many thanks for being an artist in my art classroom!
- ★ 1.) Let's be creative in this art project! You will take a look at the art examples [HERE](#) in the google document, watch the YouTube video, and think about how you would design a dress, costume, or outfit for a dancer. You will draw the top half, or known as the torso of a human figure in a pose, using pencil, then outline the contour lines with a fine point sharpie (or you could decide not to use the sharpie, & instead use colored pencils). Have fun, and imagine yourself as a clothing designer or fashion illustrator like artist Edgar Artis with this project (link for artist work is below). The dress, costume, or outfit from their chest down, will be created by putting items on top of the paper, & using multiple small objects that you've found in your home. This can be anything from flower petals, to beads, feathers, paperclips, tiny pebbles/stones, buttons, sequins, pencil shavings, slices of fruit, or anything else that's in multiples, & that you can come up with in your own idea. Then, you will take 3 photos of your completed drawing to have a variety of them, (send to Miss Rachel), and to have at least a couple good shots of your creation!
- 2.) You will also draw something in your art journal using one of the Art Journal Prompts. Email them to Miss Rachel, to share your art! Project is due June 8th.
  - Supplies: Pencil, erasure, fine-point sharpie marker, your choice of found objects, and art journal mixed-media paper.
  - YouTube Video: <https://www.youtube.com/watch?v=JE9XeGExfpY>
  - Fashion Illustrator & Artist Edgar Artis:  
[https://www.boredpanda.com/dress-designs-everyday-objects-edgar-artis/?media\\_id=606876&utm\\_source=pinterest&utm\\_medium=social&utm\\_campaign=organic](https://www.boredpanda.com/dress-designs-everyday-objects-edgar-artis/?media_id=606876&utm_source=pinterest&utm_medium=social&utm_campaign=organic)
- ★ Note: All are welcome to join me each Thursday (even if only for just 5 minutes), Open Office Art Zoom at 10:30am-12:00pm. You must watch the YouTube videos given, for every art project with my art lessons, and you need to continue to take photos of your art projects each week, to email them to Miss Rachel.

## PE

- ★ **Cardio:**

- Ride bike for 30 min OR
- walk for 45 min OR
- jog 1 mile

★ **Flexibility:**

- 10 push-ups,
- 15 air squats,
- 10 scissor kicks (with legs in air, alternate lifting left then right in kicking motion) - each lift for 15 seconds

★ **Strength:**

- 10 burpees daily
- Calf raises - 25x, 3 sets
- Butterfly extension - with hands at side, lift arms outward to shoulder height (hands should go away from body, not lifting in front to torso) - use a can of soup in each hand 10x each arm, 3 sets

## DESIGN THINKING

- ★ Office hours 2-4pm Tuesday, Wednesday, Friday (meeting info in GC under “Zoom Meetings” topic)
- ★ Assignment: Make bricks! A video will be posted at the start of this week. Use whatever materials you have on hand.
  - *\*\*At this point in the year, please continue with the project if you can. However, if you have not started the project, or have not collected materials yet, please contact Ms. Miller via email or during office hours to discuss. Thanks!*